



**SUBARU**

*Confidence in Motion*

# SUBARU FORESTER

e-BOXER





## IMAGINE. DRIVE. ENJOY.

Forester e-BOXER is the 5th generation of SUBARU's self-charging hybrid SUV range.

Forester e-BOXER combines an electric motor and a 2.0L e-BOXER petrol engine. Additional power from a compact, lightweight Lithium-ion battery enhances driving responsiveness, refinement and terrain-gripping torque. There's no need to plug in to recharge: the petrol engine charges the battery whilst you drive.

Power assistance from the electric motor – Motor Assist – is completely automatic. It works seamlessly with the e-BOXER engine to give you a smoother, more efficient and rewarding drive.

There really is no better SUV for you and your family to embrace epic adventures, spontaneous trips, or everyday life for memories that will last a lifetime.

**The Forester e-BOXER self-charging hybrid.**  
**Explore a new world.**

E & O.E.

## CONFIDENCE REIMAGINED.

All SUBARU vehicles are engineered to focus on what really matters.

SUBARU's permanent Symmetrical All-Wheel Drive with X-MODE ensures go-anywhere capability. Forester promises sure-footed handling and all-weather grip with 220mm ground clearance and 1,870kg braked towing capacity.

Completely re-designed inside and out, Forester is built on the SUBARU Global Platform and enjoys SUBARU's latest advanced driver assistance systems and collision avoidance technologies, fitted as standard. These include EyeSight driver assistance, Driver Monitoring System, and Reverse Automatic Braking.

**Rugged reliability is in SUBARU's DNA. You'll experience it in the Forester mile after mile.**





# PERFORMANCE YOU CAN TRUST. CAPABILITY YOU CAN FEEL.

Forester gives you total driving confidence. Handling is responsive, whilst the instantaneous acceleration and extra torque offered by e-BOXER's Motor Assist further improves driving performance and road-holding. Cornering is balanced and stable and an elevated driving position ensures excellent visibility. With permanent Symmetrical All-Wheel Drive and improved X-MODE as standard, slippery conditions or rain, snow or ice won't hold you back.

### X-MODE WITH HILL DESCENT CONTROL

Enjoy Forester's true driving potential with newly evolved X-MODE. Select [SNOW / DIRT] mode for slippery surfaces covered with snow, dirt, or gravel, or [D.SNOW / MUD] mode for especially treacherous road conditions where vehicles can become stuck, such as deep snow, mud, or dry dirt. On slippery slopes, Hill Descent Control automatically maintains a constant speed when travelling downhill: all you have to do is steer.

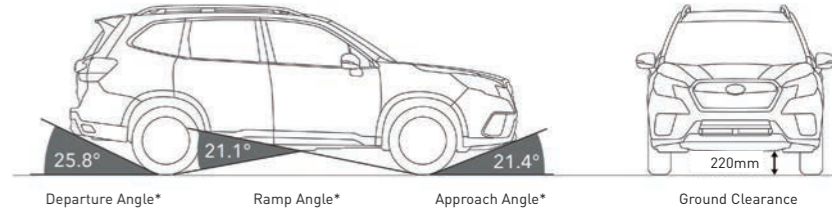
### SI-DRIVE

To support your driving style, SUBARU Intelligent Drive (SI-DRIVE) can adjust the throttle and gear-shifting response to give you immediate power and agility on demand. Select Sport Mode for immediate throttle response, ideal for enjoying winding roads, or Intelligent Mode for more fuel-efficient power delivery around town or on long journeys.



### CLEARANCE BY DESIGN

Forester was engineered to drive on or off-road, and overcome tough terrain. The high ground clearance maximises approach, departure and ramp angles, minimising the risk of the bumpers or chassis getting damaged or stuck.



\* When equipped with 18-inch wheels.



## PLENTY OF SPACE FOR ALL ADVENTURES.

An expanded luggage area, instant-response power tailgate<sup>\*1</sup>, boot light and upper cargo hooks<sup>\*2</sup> are just some of the things that make Forester so versatile and convenient. Designed for active lifestyles, Forester is ready for all your adventures and has ample space for everything you need.



### BOOT SPACE

With a wide opening and square design, it's easy to organise, load, and unload even large objects without having to tilt them. There's ample room for up to four large suitcases or bulky items. The backs of the 60/40-split folding rear seats create a flat boot floor when folded, so it's easier to load longer items. The rugged boot area sides resist dirt and scratches, and are easily wiped clean.



### POWER TAILGATE<sup>\*1</sup>

The power tailgate allows instant access to the boot at the push of a button. The inner lock switch lets you close the tailgate and lock all doors at once.



### CONVENIENT STORAGE

A 12V power supply, rear seat folding switch, and bag hooks are all in the same area for ease of use. You'll also find luggage net hooks installed in the four corners of the boot while two upper cargo hooks<sup>\*2</sup> allow more effective use of the height of the Forester.

<sup>\*1</sup> Standard on Premium models only.

<sup>\*2</sup> Not for hanging heavy items. Loading capacity of each upper hook is 3kg. E & O.E.

## COMFORT FOR EVERYONE.

Forester provides comfort for every passenger, in every seat. Open a passenger door and you'll find a wide, easy opening to enter or leave the car. Inside, the cabin is airy and spacious, engineered to ensure a quiet, relaxing environment with minimal vibration on the move. Rear seat passengers have access to their own ventilation system, whilst handy seatback storage pockets are within arm's reach.



### HEATED FRONT & REAR SEATS

Both front and rear seats enjoy heating to shoulder level on front seats, with three temperature settings.



### HEATED STEERING WHEEL

A heated steering wheel takes the chill out of winter journeys.



### POWER SUNROOF\*\*

In fine weather, it's easy to connect with the great outdoors. The inner-sliding sunroof quickly opens to allow daylight to flood into the cabin in seconds.



### CONVENIENT SEAT ACCESS

Seat height, side sill placement, and door pillar design create effortless access to rear seats for passengers.

\*\* Standard on Premium model only.  
E & O.E.





## FEEL CONNECTED, WHEREVER YOU GO.

The SUBARU Forester is equipped with a next-generation infotainment system that keeps you connected wherever you go. The 8" multi-function colour touchscreen provides intuitive access to navigation<sup>1</sup>, connected devices, audio sources and key vehicle stats. Additional vehicle and EyeSight information is shown on the 6.3" LCD screen. Connected, in touch and in control – it's what every journey at the wheel should be.



### APPLE CARPLAY™ AND ANDROID AUTO™<sup>2</sup>

Apple CarPlay™ and Android Auto™ mirror compatible apps from your smartphone onto Forester's touchscreen, allowing you to make phone calls and dictate text messages hands-free, reducing distractions when you're on the road<sup>3</sup>.



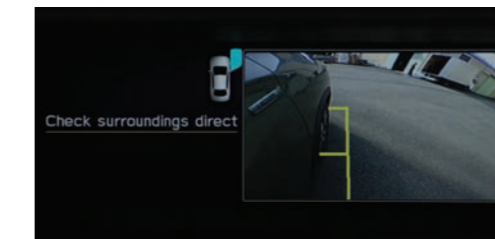
### MULTI-INFORMATION DISPLAY

The 6.3" LCD multi-information display at the top of the instrument panel provides you with useful information, including the use of petrol engine, electric motor or combination hybrid power, in an easy-to-understand view.



### INSTRUMENT PANEL

The full-colour LCD meter display helps you understand useful driving information at a glance so you can keep your eyes on the road.



### SIDE VIEW MONITOR

The Side View Monitor, mounted at the base of the passenger door mirror, displays camera images onto the multi-information display to show blind spots. The display from the camera helps when manoeuvring close to an object, navigating narrow roads, passing oncoming cars or parking. To help judge distances, guidelines overlay all camera images.



### REVERSING CAMERA

When you engage reverse gear, the reversing camera displays a live colour image along with guidelines to assist in parking manoeuvres. The passenger-side door mirror also automatically tilts down for better kerb visibility when reverse gear is selected.



### VOICE COMMAND<sup>4</sup>

Send and access smartphone text messages, play music, make phone calls and even control the air-conditioning.

<sup>1</sup> Standard on Premium models only.

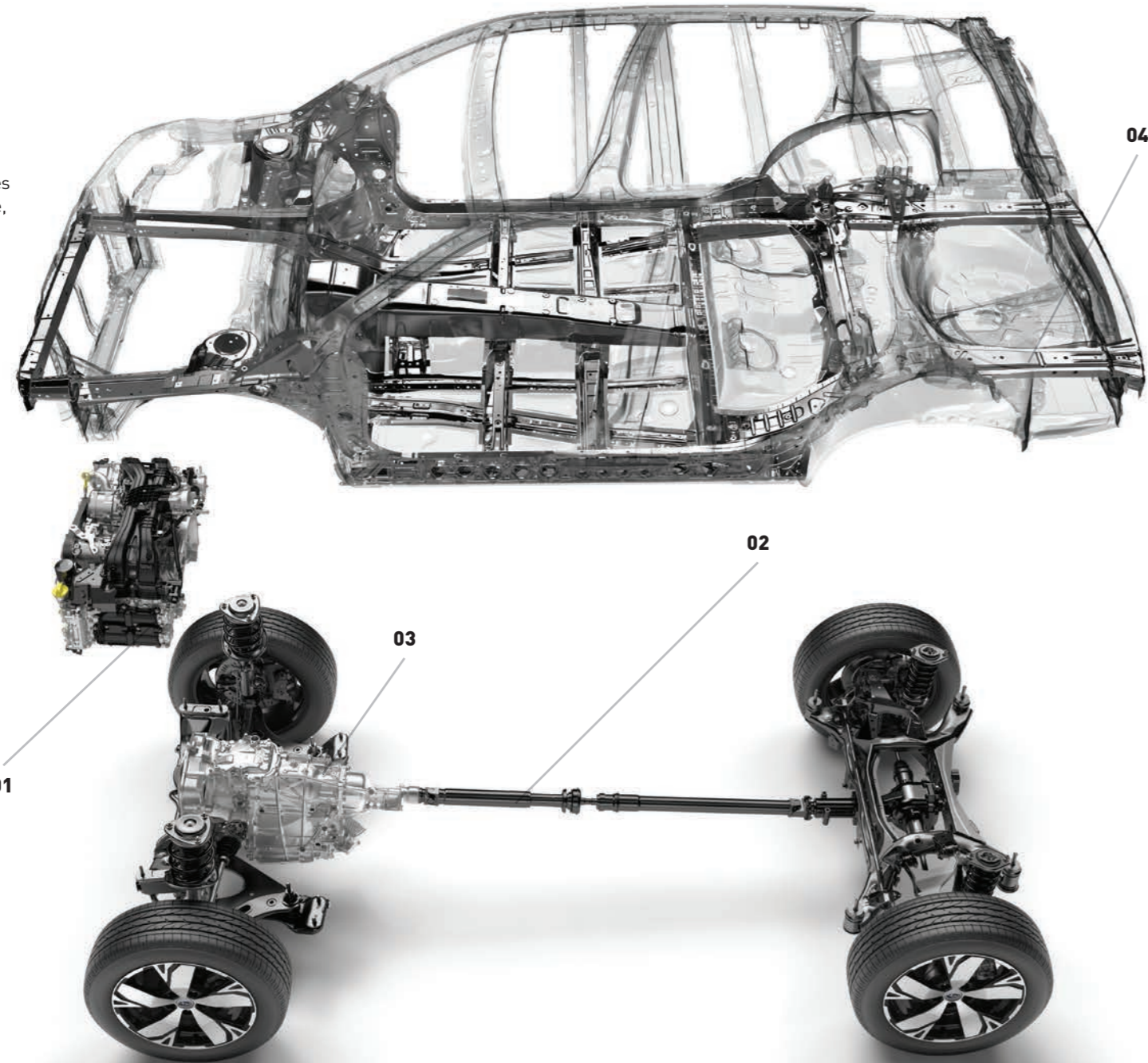
<sup>2</sup> Driver is responsible for safe driving. Please refrain from operating touchscreen while driving.

<sup>3</sup> This functionality uses your smartphone's data.

<sup>4</sup> Requires compatible Bluetooth enabled phone to be paired with the infotainment system. E & O.E.

# SUBARU CORE TECHNOLOGY.

SUBARU's core technologies define what makes a SUBARU a SUBARU – and the unique driving experience that only our vehicles can provide. These core systems enable SUBARU vehicles to live up to the brand's exceptional standards of performance, comfort, safety, and reliability. They also underpin SUBARU's promise to deliver both driving enjoyment and peace of mind.



## 01 BOXER ENGINE

The horizontally-opposed configuration of the SUBARU Boxer engine places pistons 180 degrees apart for a lower, flatter profile than other engine types. One of the main benefits of this configuration is that the pistons' movements naturally counteract each other, helping to reduce vibration and noise and delivering a smoother driving experience. The engine's shape and unique piston movement allow it to be installed lower down and further back than a conventional engine, giving the whole car a low centre of gravity and balanced weight distribution for exceptional handling and poise.

## 03 LINEARTRONIC + ACTIVE TORQUE SPLIT AWD

SUBARU Lineartronic is a Continuously Variable Transmission that moves between a span of gear ratios to provide smooth acceleration while keeping the engine at its optimal rev range. Lineartronic works particularly well with Symmetrical AWD as it preserves momentum that is often lost during gear changes on a manual or traditional automatic transmission. When the clutch pedal is depressed on a manual or the lock up clutch is released on a normal automatic, you break power to the wheels causing them to slow and lose performance.

## 02 SYMMETRICAL ALL-WHEEL DRIVE

SUBARU's permanent Symmetrical AWD maximises handling and enhances control on all roads in almost any conditions. Unlike any other all-wheel drive configuration, the engine, transmission and propshaft are positioned in a symmetrical straight-line layout which provides a direct route for traction and delivers a maximum transfer of power to all four wheels at all times. The driveshafts are similar lengths, reducing torque steer and eliminating the need for additional controls or weights to be added as the symmetrical design is inherently stable, producing natural balance and performance for a safer ride.

In contrast, Lineartronic helps to maintain traction by continuously providing power to the wheels at all times. Lineartronic is paired with Active Torque Split AWD which controls torque distribution between the front and back wheels. Normal torque split is set to 60% at the front and 40% to the rear. However, sensors constantly monitor changes in grip, vehicle speed and stability of the car and will in real time adjust the torque to each wheel, maintaining optimum grip, if more demanding conditions are identified.

## 04 SUBARU GLOBAL PLATFORM

SUBARU Global Platform underpins the next generation of SUBARU vehicles. Enhancing all-around safety and performance, it offers a driving experience you can only find in a SUBARU. It's the future of SUBARU – and delivers even more enjoyment and peace of mind to all drivers and passengers.

### 1. IMPROVED SAFETY PERFORMANCE

Body strength is increased by 40%. In the event of a collision, the frame can absorb and safely dissipate more energy. The new frame design also improves energy dispersal, directing more energy safely beneath the seating compartment.

### 2. BETTER STABILITY AND HANDLING

By increasing rigidity of the body, front suspension and rear subframe, Forester has enhanced straight-line stability and minimal body roll. More responsive handling allows the driver to better steer the car as intended and improves hazard avoidance.

### 3. ENHANCED RIDE QUALITY

Vibrations and noise are minimised to improve passenger comfort. Suspension improvements and a highly rigid chassis provide a quiet, comfortable journey for all.

## A PERFECTLY-BALANCED CONFIGURATION

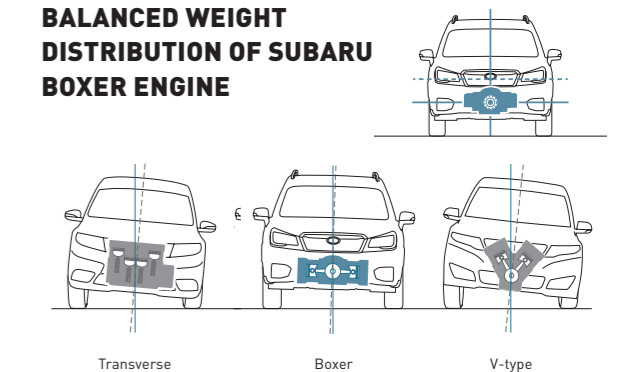
The design, shape and position of the Boxer engine results in the car having a very balanced weight distribution. This contributes to the car's excellent handling and offers increased stability compared to V or transverse engine types.

The Boxer engine, with its unique configuration, sits low in the chassis and is located further back allowing engine weight to be more evenly distributed over all four wheels.

In contrast, V and transverse engine positioning is restricted by the bulkhead. They have to sit further forward, compromising the vehicle's balance and stability.

In addition, V-type engine weight is positioned above the wheel line making it top heavy. Transverse engine weight is positioned above the wheel line and is also heavier on one side. Boxer engine weight is positioned centrally in line with the wheels, making a rigid structure that is resistant to side to side motion and body roll when cornering.

### BALANCED WEIGHT DISTRIBUTION OF SUBARU BOXER ENGINE






**DISCOVER HYBRID,  
THE SUBARU WAY.**



## SUBARU e-BOXER.

The new-generation SUBARU e-BOXER combines the SUBARU Boxer engine with an electric motor, creating a spirited driving experience.

Reduced engine noise and vibration in the cabin, even on rough roads. More responsive, with instantaneous acceleration and terrain-gripping torque. Exceptionally smooth and refined, e-BOXER offers SUBARU's best ride quality yet.



### MOTOR ASSIST SYSTEM INDICATOR


Taking off, light-load driving:  
EV Driving




Medium-load driving:  
Motor Assist Driving



High-load driving:  
Engine Driving



Deceleration:  
Regeneration



### SUBARU BOXER ENGINE + ELECTRIC TECHNOLOGY

For efficient driving, the SUBARU e-BOXER system adjusts the power-split ratio between the 2.0-litre direct-injection engine and the electric motor to match the driving conditions. When paired with Lineartronic, the result is quiet, smooth, powerful performance – and a rewarding drive.

#### MORE RESPONSIVE ACCELERATION. GREATER TORQUE.

When pulling away, or in slow traffic, the electric motor alone does all the heavy lifting. Whilst at cruising speed, the e-BOXER petrol engine drives the car – but also recharges the battery. When accelerating or under load, both the engine and the motor provide power together. Assistance from the electric motor is completely automatic, working seamlessly with the e-BOXER engine.

#### ENHANCED HANDLING. REASSURING STABILITY.

The placement of the motor, engine and battery along the vehicle's centreline, low to the ground, complements the vehicle's already excellent stability. The low centre of gravity and balanced vehicle weight distribution further enhances SUBARU's Symmetrical AWD design.

#### ALL-WHEEL DRIVE. GO-ANYWHERE CAPABILITY.

Forester makes the most of SUBARU's superior All-Wheel Drive capabilities. When negotiating challenging tracks or slopes, the electric Motor Assist enhances torque response. You can climb inclines smoothly without stepping hard on the accelerator. With the capacity to haul loads up to 1,870 kg, the Forester e-BOXER's towing capacity is one of the best in its class.

# SUBARU ALL-ROUND SAFETY.

When your car gives you peace of mind, life becomes more enjoyable. That's why at SUBARU, safety comes first. SUBARU Corporation has announced its vision to eliminate traffic accident deaths involving SUBARU vehicles by 2030. This commitment can be seen in SUBARU's advanced collision avoidance systems, and unique technologies such as SUBARU's Global Platform and Symmetrical All-Wheel Drive. We continuously strive to improve the all-around safety of our vehicles to build a future that is accident-free. Our vision of 'Safety First' is built around four pillars of protection:

## PRIMARY

Primary Safety begins at the underlying design stage. It includes blind spot minimisation, optimum driving position, an adjustable driver's seat and an intuitive interface designed to reduce distractions.

## ACTIVE


Active Safety refines all the basic functions of a car – driving, turning and stopping – to allow precise control. Examples include SUBARU's Symmetrical All-Wheel Drive, Hill-start Assist, Vehicle Dynamics Control and Electric Brake-force Distribution.

## PASSIVE

Passive Safety aims to protect passengers in the event of a collision, with features like the Ring-shaped Reinforcement Framed body or the cabin-protecting engine layout.

## PREVENTIVE

Preventative Safety is about helping to avoid collisions before they happen. Our advanced safety technologies include EyeSight<sup>\*1</sup>, SUBARU Rear Vehicle Detection, Side View Monitor, High Beam Assist, Steering Responsive Headlights and an Emergency Stop Signal.




01 PASSIVE  
**RING-SHAPED REINFORCEMENT FRAME**

The Ring-shaped Reinforcement Frame makes better use of high-tensile steel panels and has been structurally redesigned for more efficient energy absorption from impacts in all directions.



02 PASSIVE  
**CABIN-PROTECTING LAYOUT**

In the event of a collision, the low-mounted engine and gearbox are designed to both absorb the impact and drop safely below the passenger compartment, protecting occupants' legs. To allow for this movement, the cradle securing the engine is engineered to collapse, allowing the engine to slide downwards.



03 PASSIVE  
**SRS AIRBAGS<sup>\*\*2</sup>**

Front SRS airbags, front side SRS airbags, curtain SRS airbags, and a knee SRS airbag are standard on Forester to give all passengers a higher level of protection in the event of a collision.



04 PRIMARY  
**VISIBILITY**

Optimal driving position, window heights, and carefully arranged pillars provide excellent visibility in all directions to reduce blind spots, letting you easily check your surroundings.




06 PREVENTATIVE  
**LED STEERING RESPONSIVE HEADLIGHTS**

Powered by LEDs, these bi-functional headlights combine low and high beams and are steering-responsive, ensuring good visibility around corners at night.



10 ACTIVE  
**AUTO VEHICLE HOLD**

When the vehicle is at a complete stop, Auto Vehicle Hold keeps the vehicle in place even when the brake pedal is released, which is especially useful in stop-start traffic.



09 ACTIVE  
**VEHICLE DYNAMICS CONTROL SYSTEM + ACTIVE TORQUE VECTORING**

If the vehicle approaches the limits of stability while cornering or avoiding an obstacle, Vehicle Dynamics Control (VDC) sensors adjust the AWD torque distribution, engine output and brakes at each wheel to help keep the vehicle on course. When cornering, Active Torque Vectoring also applies the brakes, delivering less torque to the inside wheels and more torque to the outside wheels, enhancing handling.



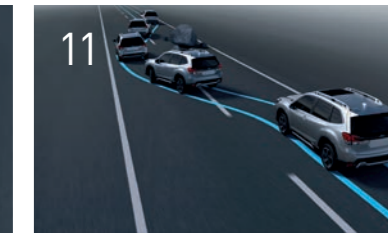
08 PREVENTATIVE  
**HIGH BEAM ASSIST<sup>\*\*3</sup>**

High Beam Assist (HBA) increases visibility and safety when driving at night by automatically toggling the high beams on and off when oncoming traffic is detected.



07 PREVENTATIVE  
**REVERSE AUTOMATIC BRAKING<sup>\*\*3</sup>**

When in reverse, this system uses four sensors on the rear bumper to detect obstructions behind the vehicle. If detected, the system can alert the driver with warning sounds and automatically apply the brakes to avoid a collision or reduce collision damage.



11 ACTIVE  
**HAZARD AVOIDANCE**

The lower centre of gravity design, enhanced suspension system, and rigidity improvements ensure the Forester responds immediately when evasive actions are taken, helping you to avoid hazards on the road.

<sup>\*1</sup> EyeSight is a driving support system which may not operate optimally under all driving conditions. The driver is always responsible for safe and attentive driving and observance of traffic regulations. See Owner's Manual for complete details on system operation and limitations for EyeSight, including functions in this brochure.

<sup>\*\*</sup> SRS: Supplemental Restraint System. Must be used with seatbelts.

<sup>\*\*3</sup> The driver is always responsible for safe and attentive driving and observance of traffic regulations. Please do not depend solely on SUBARU Rear Vehicle Detection, High Beam Assist or Reverse Automatic Braking for safe driving. There are limitations to the recognition features of these systems. See Owner's Manual for complete details on system operation and limitations. E & O.E.

# SUBARU EYESIGHT DRIVER ASSIST TECHNOLOGY.

At SUBARU, we believe in all-around safety. An important part of that is pre-collision safety: making every effort to ensure an accident never happens. That's why we created EyeSight\*, SUBARU's cutting-edge driving support system. Like a second pair of eyes for the road ahead, EyeSight uses two stereo cameras capturing three-dimensional colour images with excellent image recognition, nearly as capable as the human eye. More accurate than traditional camera and sensor technologies, EyeSight uses images from both

cameras to precisely determine shape, speed and distance, meaning it not only detects vehicles but also motorbikes, bicycles and pedestrians. When a potential hazard is identified, it warns the driver and even applies the brakes if necessary, to help avoid an accident. With excellent safety performance, EyeSight gives the driver ultimate peace of mind. Completely re-engineered with a host of new and advanced functions, the latest EyeSight features introduced for new Forester e-BOXER include:



## 01. ADAPTIVE CRUISE CONTROL

Adaptive Cruise Control allows the driver to set vehicle speed and distance to the car in front. It constantly monitors distance and speed then adjusts the engine, transmission and brakes accordingly to maintain speed in line with the traffic flow. Designed for use on motorways and similar roads, Adaptive Cruise Control improves driver comfort and convenience on long drives.

## 02. EMERGENCY LANE KEEP ASSIST

A stereo camera and rear corner radars monitor oncoming vehicles. If you try to change lanes without noticing that a vehicle in the adjacent lane is approaching, the system sounds a visual and audible alert and will offer gentle steering control.

## 03. LANE CENTERING FUNCTION

When Adaptive Cruise Control is in use and registering lane markers or a preceding vehicle, Lane Centering holds a driving position near the centre of the lane or assists with steering to keep following the vehicle in front.

## 04. LANE SWAY AND DEPARTURE WARNING

Lane Sway and Departure Warning will alert the driver with a visual and audible warning if the vehicle sways or departs its lane without indicating.

## 05. LEAD VEHICLE START ALERT

It's easy to become distracted when waiting in stationary traffic. EyeSight will prompt the driver to notice that vehicles in front have started moving again with a buzzer and a flashing indicator.

## 06. PRE-COLLISION BRAKING SYSTEM

The Pre-Collision Braking System activates visual and audible warnings to alert the driver of a potential collision. If the driver fails to take evasive action, the brakes will be applied automatically to either prevent an accident entirely or reduce the severity of an impact depending on speed. If the driver brakes but does not apply enough pressure, the system will increase braking force.

## 07. PRE-COLLISION THROTTLE MANAGEMENT

If the car is parked facing an obstacle, EyeSight will give the driver a visual and audible warning if they accidentally select drive instead of reverse. The system will also cut engine output to help avoid a frontal collision.

## 08. AUTONOMOUS EMERGENCY STEERING


Autonomous Emergency Steering helps avoid a collision with a vehicle, pedestrian or bicycle when Pre-Collision Braking alone may not be sufficient by controlling the steering.

\* EyeSight is a driving support system which may not operate optimally under all driving conditions or for all objects. The driver is always responsible for safe and attentive driving and observance of traffic regulations. See Owner's Manual for complete details on system operation and limitations for EyeSight including functions in this brochure. E & O.E.



## SUBARU ADVANCED TECHNOLOGIES: DRIVER MONITORING SYSTEM.

The Driver Monitoring System supports safer driving by providing a warning if a driver appears to show signs of fatigue or that the driver is not focused on the road ahead. The cabin camera is clever enough to recognise up to five pre-registered drivers, automatically re-instating customised settings for a personalised experience.



### ALERT\*

The SUBARU Driver Monitoring System constantly monitors the driver's gaze and blink pattern. If the gaze should wander or the eyes close (for example, due to a distraction or tiredness), audio and visual warnings on the display of the instrument panel attract the driver's attention, restoring concentration.



### SEAT POSITION AUTO-ADJUSTMENT

The system recognises up to five drivers, automatically adjusting the seat to their preferred position.



### DOOR MIRROR POSITION AUTO-ADJUSTMENT

The system conveniently adjusts external mirrors to the driver's pre-registered setting.



### GESTURE-BASED TEMPERATURE SETTING ADJUSTMENT

Adjust the temperature hands-free so you can keep your eyes on the road. Using simple hand gestures like holding an open hand or closed fist in the detection area raises or lowers the temperature.



### AUTO MULTI-INFORMATION DISPLAY AND INSTRUMENT PANEL

The driver's last multi-information display settings, including individual fuel consumption information, are restored automatically for their convenience.



### AUTO AIR-CONDITIONING

The system remembers and restores each driver's last used climate control settings to help provide a comfortable and pleasant cabin environment.

\* The driver is always responsible for safe and attentive driving and observance of traffic regulations. Please do not depend solely on the Driver Monitoring System features for safe driving. There are limitations to the recognition features of this system. See Owner's Manual for complete details on system operation and limitations. E & O.E.

LINEUP

### FORESTER e-BOXER 2.0i XE LINEARTRONIC

DIMENSIONS: L x W x H: 4640 x 1815 (excl. mirrors) x 1730 mm  
POWER UNIT: Horizontally opposed, 4-cylinder, 2.0L DOHC 16-valve + electric motor  
CAPACITY: 1995 cc  
MAX OUTPUT: 150 PS @ 5600 - 6000 rpm  
MAX TORQUE: 194 Nm @ 4000 rpm  
TRANSMISSION: Lineartronic  
DRIVE TYPE: Permanent Symmetrical All-Wheel Drive (AWD)



Horizon Blue Pearl

### FORESTER e-BOXER 2.0i XE PREMIUM LINEARTRONIC

DIMENSIONS: L x W x H: 4640 x 1815 (excl. mirrors) x 1730 mm  
POWER UNIT: Horizontally opposed, 4-cylinder, 2.0L DOHC 16-valve + motor  
CAPACITY: 1995 cc  
MAX OUTPUT: 150 PS @ 5600 - 6000 rpm  
MAX TORQUE: 194 Nm @ 4000 rpm  
TRANSMISSION: Lineartronic  
DRIVE TYPE: Permanent Symmetrical All-Wheel Drive (AWD)



Cascade Green Silica





01



03



04



05



02

**01. LED HEADLIGHTS WITH AUTO-LEVELLING**

These auto-levelling bifunctional LED headlights combine low and high beams and are steering-responsive, ensuring good visibility around corners at night.

**02. 18-INCH ALUMINIUM-ALLOY WHEELS\***

The robustly styled multi-spoke 18-inch aluminium-alloy wheels are paired with 225/55R18 tyres.

**03. LED FRONT FOG LIGHTS**

These stylish and sporty LED fog lights have a large light coverage area, improving visibility at night or in poor weather.

**04. FRONT GRILLE**

Bold and stylish, the expanded hexagonal grille gives off a powerful and wide stance, perfectly framed by the headlights and fog lights.

**05. ROOF RAILS**

Conveniently access the roof rails with the rear side sill steps. Loopholes for ropes allow loads to be secured safely.

\*Standard on Premium models only. E & O.E.



06



07



08



09



10

**06. USB POWER OUTLETS (FRONT AND REAR)**

Keep all your electronic devices fully charged with easily-accessed USB power ports for both front and rear passengers.

**07. KEYLESS ENTRY WITH PUSH-BUTTON START SYSTEM**

With the key fob in your possession, you can unlock the front doors or boot by just gripping the handle and start the engine with the push of a button.

**08. DUAL AIR-CONDITIONING SYSTEM**

The passenger-synced air-conditioning system ensures a pleasant climate in the cabin for each occupied seat. Choose from four operation modes to adjust to anyone's temperature preference.


**09. 8-WAY POWER ADJUSTABLE DRIVER'S SEAT**

Find your ideal driving position with this 8-way power adjustable driver's seat.


**10. REAR VENTILATION SYSTEM**

Vent grilles have been installed behind the centre console box so rear passengers can travel in comfort.

## EXTERIOR COLOURS




Crystal White Pearl   Ice Silver Metallic   Magnetite Grey Metallic   Crystal Black Silica   Horizon Blue Pearl



Autumn Green Metallic   Cascade Green Silica   Brilliant Bronze Metallic   Crimson Red Pearl


## SEAT MATERIALS

Black Fabric (2.0i XE)



Seat Trim   Seat Backing

Black Leather (2.0i XE Premium)



Seat Trim   Seat Backing

## ACCESSORIES

### PERSONALISE YOUR RIDE.

While every Forester comes generously equipped, SUBARU accessories are the perfect way to tailor your SUBARU to your life and your style. Whether you want to add convenience, enhance functionality, or personalise your Forester's appearance, SUBARU accessories are designed to provide the same fit and quality as your SUBARU vehicle. For more details, ask for the accessory brochure or visit your nearest SUBARU retailer.



Cargo Step Panel (Stainless)



Engine Underguard Aluminium



Cargo Tray Low



Luggage Divider



LED Tailgate Illumination

## SUBARU DIGITAL EXPERIENCE



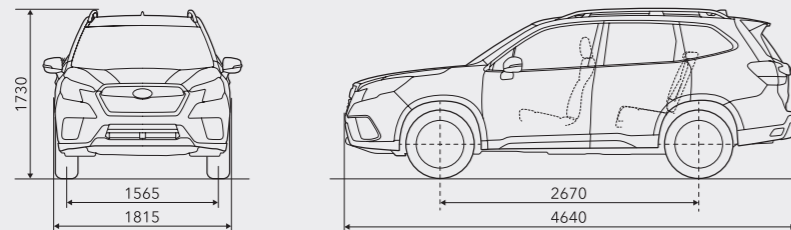
# DISCOVER SUBARU.

Want to arrange a test drive? After the latest information on the SUBARU Forester or other SUBARU models? Looking for your nearest showroom? Simply get in touch...

E & O.E.

## DIMENSIONS

Dimensions are measured in accordance with standard measurement of SUBARU CORPORATION.



Not all features, options, or packages are available for all models and regions. See your specification sheet for availability. Please contact your local authorised SUBARU retailer for more details.

SUBARU CORPORATION reserves the right to alter specifications and equipment without notice. Details of specifications, equipment, colour availability and the accessory lineup are subject to suit local conditions and requirements. Please enquire at your local retailer for details of any changes that might be required for your area.



**SUBARU**  
Confidence in Motion

Visit the SUBARU Ireland website for the latest information about the SUBARU range.

[subaru.ie](http://subaru.ie)



Subscribe to our channel to see the latest SUBARU videos.

[youtube.com/subaruofireland](https://youtube.com/subaruofireland)



Stay connected with the SUBARU Ireland community and be the first to hear the latest news directly from SUBARU.

[facebook.com/subaruireland](https://facebook.com/subaruireland)  
[twitter.com/subaruireland](https://twitter.com/subaruireland)

## STANDARD FEATURES

	Permanent Symmetrical AWD (All-Wheel Drive)	
	2.0i e-BOXER XE	2.0i e-BOXER XE Premium
Automatic Transmission: Lineartronic®		
<b>EXTERIOR LIGHTING</b>		
Automatic LED Headlights with Auto Leveliser	•	•
Steering Responsive Headlights	•	•
High Beam Assist	•	•
Daytime Running Lights	•	•
Pop-Up Type Headlight Washers	•	•
Front LED Fog Lights	•	•
Rear Fog Lights	•	•
<b>EXTERIOR FEATURES</b>		
Power-Folding Silver Door Mirrors with Built-In LED Indicators	•	•
Privacy Glass for Rear Doors, Rear Quarters & Rear Window	-	•
UV Protection Glass: Windscreen & Front Side Windows	•	•
Automatic Rain-Sensing Windscreen Wipers	•	•
Sunroof	-	•
Silver Painted Roof Rails	•	•
Roof Spoiler	•	•
Shark Fin Antenna	•	•
<b>WHEELS</b>		
17" Alloy Wheels	•	-
18" Diamond-Cut Alloy Wheels	-	•
<b>SEATING &amp; TRIM</b>		
Leather Wrapped Steering Wheel & Gearshift Knob	•	•
Heated Steering Wheel	-	•
Fabric Seats	•	-
Leather Seats	-	•
Heated Front Seats	•	•
Heated Rear Seats	-	•
8-Way Power Adjustable Driver & Front Passenger Seat	•	•
Driver's Seat Memory Function	•	•
60/40 Split Folding Rear Seats	•	•
One-Touch Folding & Reclining Rear Seats	•	•
Aluminium Pedals	•	•
<b>COMFORT &amp; CONVENIENCE</b>		
Power Windows*1	•	•
Remote Control Central Locking	•	•
Keyless Entry & Push Button Start System	•	•
Electronic Parking Brake	•	•
Tilt-Adjustable/Telescopic Steering Wheel	•	•
Map Lights	•	•
Auto Dimming Rear View Mirror	•	•
LED Interior Lighting	•	•
Illuminated Vanity Mirrors (Driver & Front Passenger)	•	•
<b>CABIN STOWAGE</b>		
Centre Console Box	•	•
2 Front Cup Holders (Centre Console)	•	•
2 Rear Cup Holders (Rear Centre Armrest)	•	•
Door Pockets with Bottle Holders (All Doors)	•	•
3 12V Power Outlets (Instrument Panel, Centre Console Box & Boot)	•	•
<b>BOOT AREA</b>		
Power Tailgate	-	•
Boot Hooks	•	•
Luggage Hooks	•	•
Retractable Parcel Shelf	•	•
12V DC Socket (in Boot Space)	•	•
<b>VENTILATION &amp; DEMISTING / DEFROSTING</b>		
Dual-Zone Automatic Air-Conditioning System with Anti-Dust Filter	•	•
Gesture-Based Temperature Setting Adjustment	•	•
Windscreen Wiper De-Icer	•	•
Heated Door Mirrors	•	•
Front & Side Defrosters	•	•
Heated Rear Window with Timer	•	•

\*1 Driver's side front window has auto up/down function with pinch protection.

\*\* Displays: Fuel Economy Screen, Eco-Evaluation Screen, Active Safety, Clock/Outside Temperature and Self Check etc.

\*\* Two available SI-Drive modes: Intelligent mode & Sport mode.

	Permanent Symmetrical AWD (All-Wheel Drive)	
	2.0i e-BOXER XE	2.0i e-BOXER XE Premium
Automatic Transmission: Lineartronic®		
<b>INFOTAINMENT</b>		
SUBARU Infotainment & Audio System: 1 CD & 6 Speakers	•	•
8" Multi-function Colour Touchscreen	•	•
6.3" LCD Multi-information Display*2	•	•
Satellite Navigation	-	•
Apple CarPlay™ & Android Auto™	•	•
DAB Radio	•	•
Voice Recognition System	•	•
Steering Wheel Mounted Audio & Cruise Controls	•	•
Bluetooth®	•	•
USB Ports	•	•
<b>DRIVABILITY</b>		
SI-Drive (SUBARU Intelligent Drive)**	•	•
E-Active Shift	•	•
Stop & Start System**	•	•
X-Mode & Hill Descent Control	•	•
Auto Vehicle Hold	•	•
Vehicle Dynamics Control System (VDC)	•	•
Paddle Shift	•	•
Towing VDC	•	•
<b>SAFETY</b>		
EyeSight V4.0 - Includes: - Adaptive Cruise Control - Pre-Collision Braking - Pre-Collision Throttle Management - Lane Sway & Departure Warning - Lane Keep Assist - Lead Vehicle Start Alert - Lane Centering Function - Emergency Lane Keep Assist - Autonomous Emergency Steering - Lane Departure Prevention	•	•
Subaru Rear Vehicle Detection (SRVD) Includes: - Blind Spot Monitoring - Lane Change Assist - Rear Cross Traffic Alert	•	•
EyeSight Assist Monitor	•	•
Auto-Dimming Rear View Mirror	•	•
Reverse Automatic Braking	•	•
Driver Monitoring System	•	•
E-Call	•	•
Reversing Camera	•	•
Speed Limiter	•	•
Side View Monitor	•	•
Front SRS*5 Airbags	•	•
Front Side SRS*5 Airbags (Driver & Front Passenger)	•	•
Curtain SRS*5 Airbags	•	•
Knee SRS*5 Airbag	•	•
Side-Door Reinforcement Beams	•	•
Steering Column Support Beam	•	•
Whiplash Reducing Front Seats	•	•
Rear Seat Headrests for 3 Seating Positions	•	•
Seatbelt Indicator (Driver & All Passengers)	•	•
Height Adjustable Front Seatbelts with Pretensioners & Load Limiters	•	•
Rear 3-Point Seatbelts for 3 Seating Positions	•	•
Safety Pedal System	•	•
ABS with Electronic Brake-Force Distribution	•	•
Brake Assist System	•	•
Brake Override	•	•
ISOFIX Adapted Child Seat Anchors (with Tether Anchors)	•	•
Child-Proof Rear Door Locking	•	•
Thatcham Category 1 Security System with Engine Immobiliser	•	•
Tyre Repair Kit	•	•

\*\* The Stop & Start system will automatically stop and restart the engine when the car comes to a standstill to reduce fuel consumption and emissions.

\*\* SRS: Supplemental Restraint System. Must be used in conjunction with seatbelts.

## SPECIFICATIONS

	Permanent Symmetrical AWD (All-Wheel Drive)		
	2.0i e-BOXER XE	2.0i e-BOXER XE Premium	
Automatic Transmission: Lineartronic®			
<b>ENGINE</b>			
Type	Horizontally-Opposed, 4-Cylinder, 4-Stroke, Petrol Engine		
Traction Battery	Lithium-ion Battery		
Bore/Stroke	mm	84 x 90	
Capacity	cc	1,995	
Compression Ratio	12.5		
Fuel System	Direct Fuel Injection		
Fuel Tank Capacity (approx.)	lit	48	
<b>PERFORMANCE</b>			
Max. Output (DIN)	PS @ rpm	150 @ 5600 - 6000	
Max. Torque (DIN)	Nm @ rpm	194 @ 4000	
Max. Speed (approx.)	mph	117	
Acceleration (0-62 mph)	sec	11.8	
Fuel Consumption (WLTP)	Low	L/100km	8.8
	Mid	L/100km	7.5
	High	L/100km	6.7
	Extra-High	L/100km	9.5
	Combined	L/100km	8.1
CO <sub>2</sub> Emissions	Combined - WLTP	g/km	185
<b>DIMENSIONS &amp; WEIGHT</b>			
Overall Length	mm	4,640	
Overall Width (incl. Mirrors)	mm	1,815 (2,065)	
Overall Height (incl. Roof Rails)	mm	1,730	
Wheelbase	mm	2,670	
Track	Front	mm	1,565
	Rear	mm	1,570
Ground Clearance	mm	220	
Boot Volume	Seats Up	lit.	509
	Seats Folded	lit.	1,071
	Seats Folded to Roof	lit.	1,779 (Without Sunroof)/1,751 (With Sunroof)
Seating Capacity	Persons	5	
Kerb Weight	kg	1,642-1,685	
Towing Capacity (Braked)	kg	1,870	
Towing Capacity (Unbraked)	kg	750	
<b>TRANSMISSION</b>			
Gear Ratio	D Range (Lineartronic)	3.601 - 0.513	
	Reverse	3.689	
Final Drive Axle Ratio		3.900	
<b>CHASSIS</b>			
Steering	Pinion-Assist Type Electric Power Steering System		
Suspension (4-Wheel Independent)	Front	MacPherson Strut Type	
	Rear	Double Wishbone Type	
Minimum Turning Circle at Tyre (Radius)	m	5.4	
Brakes	Front	Ventilated Disc Brakes	
	Rear	Ventilated Disc Brakes	
Tyre/Wheel Size	225/60R17, 17x7J	225/55R18, 18x7J	

\*1 Fuel figures are EU test figures for comparative purposes and may not reflect real driving results. There is a new WLTP test used for fuel consumption and CO<sub>2</sub> figures. However, the CO<sub>2</sub> emissions shown are based on the outgoing NEDC test and will be used to calculate vehicle tax on first registration. Only compare fuel consumption and CO<sub>2</sub> figures with other cars tested to the same technical standard. The fuel consumption you achieve in real life conditions and CO<sub>2</sub> produced will depend upon a number of factors including accessories fitted (post-registration), variations in weather, driving styles and vehicle load etc. Fuel consumption and CO<sub>2</sub> emissions: According to EC 715/2007-2018/1832.

\*\* Measured by VDA (V211, V212 & V214).





**SUBARU**

*Confidence in Motion*

**3 YEAR**  
OR 60,000 MILES  
**WARRANTY\***

**8 YEAR**  
E-BOXER BATTERY  
**WARRANTY^**

The service intervals for the SUBARU Forester e-BOXER are every 12 months/19,000km, whichever comes sooner. \*SUBARU Forester e-BOXER is covered by a 3 Year/100,000km (whichever is sooner) Manufacturer's Warranty (bumper to bumper, excluding clutch driven plate). Bodywork is covered by a 12 year Anti-Corrosion Warranty and paintwork is covered by a 3 Year/100,000km (whichever is sooner) Warranty. Added reassurance is provided by a comprehensive 3 Year Recovery and Assistance package valid in the UK and Europe. For general terms and conditions visit [SUBARU.ie](http://SUBARU.ie).

Technical data and equipment based on the latest information available at the time of printing. SUBARU Ireland reserves the right to make changes at any time, without notice, in colours, materials, design, prices, equipment and specifications and to discontinue models. Customers are advised to consult their SUBARU dealer on the precise details of warranties/guarantees and vehicles available for sale. Models specified are strictly subject to availability. Owing to the limitations of printing processes, the colours reproduced may not exactly match product colours. The contents of this brochure are the copyright of SUBARU Ireland and may not be copied or displayed for commercial purposes without the express permission of SUBARU Ireland. © SUBARU Ireland. E & O.E.

SFB099

For details of your nearest SUBARU dealer visit [SUBARU.ie](http://SUBARU.ie).